

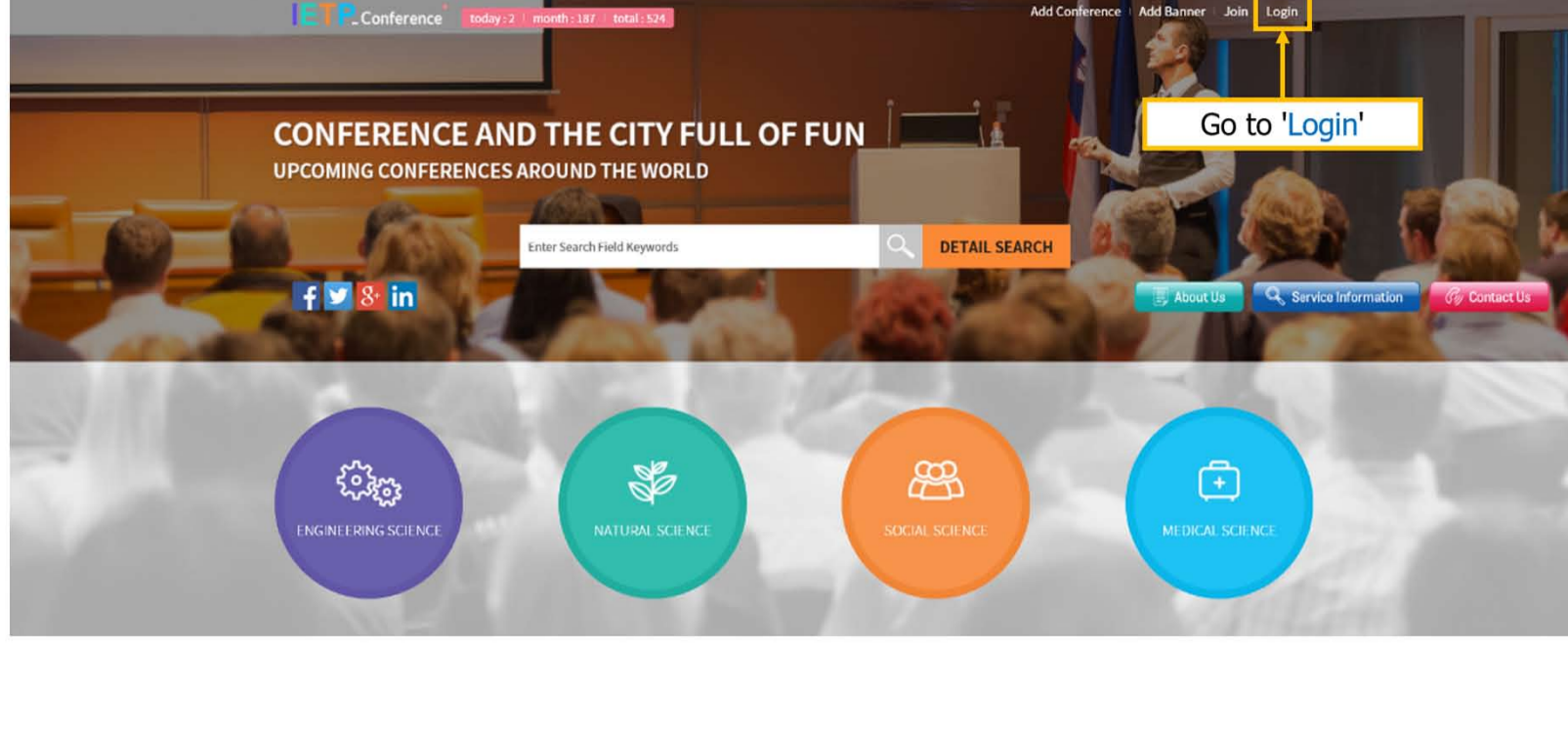
Free Service

: You can post various conference schedules and information for free on by sector. You can also share the conference information through SNS. In addition, the biggest advantage is possible to use the Google Maps which enables accurate location marking. With by Google Maps, subscribers can see accurate conference information that are Index, Date, official website and etc...

How to Add Conference

Step 1. Login into Online.

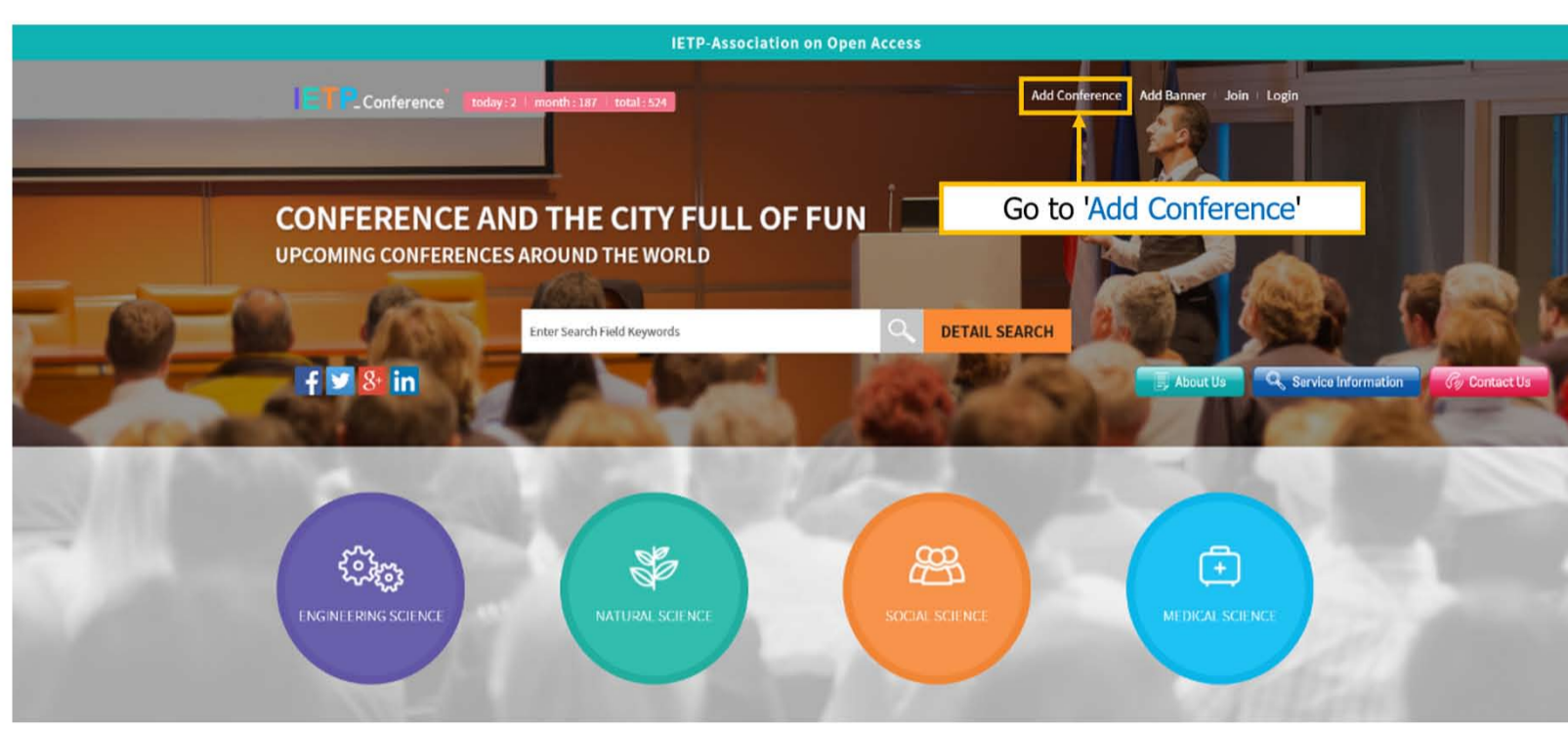
Go to 'Login' at the top of screen on the right side for going to the 'Login page'.



Step 2. Please Input 'ID' and 'Password' for login.



Step 3. To post your science information, go to the registration page of conference information by clicking 'Add Conference' in the top of right side on the main homepage.

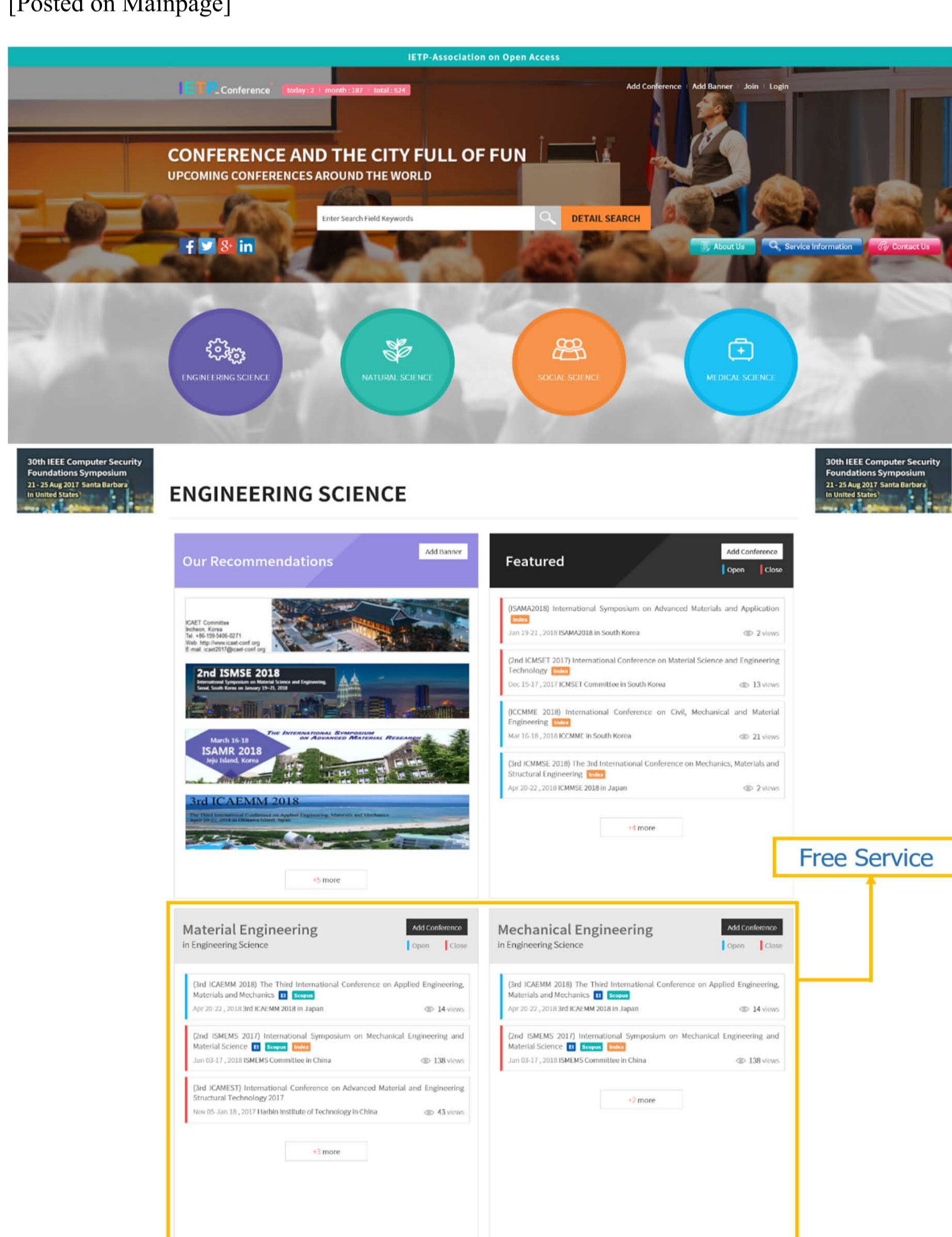


Step 4. If you have a conference logo, upload the file and information about the conference, including the title of the conference, the conference site, and the organizer name of the host. Also please fill in the conference period and information after checking the corresponding category in main category with small category, and then click 'Complete' to post the conference information.

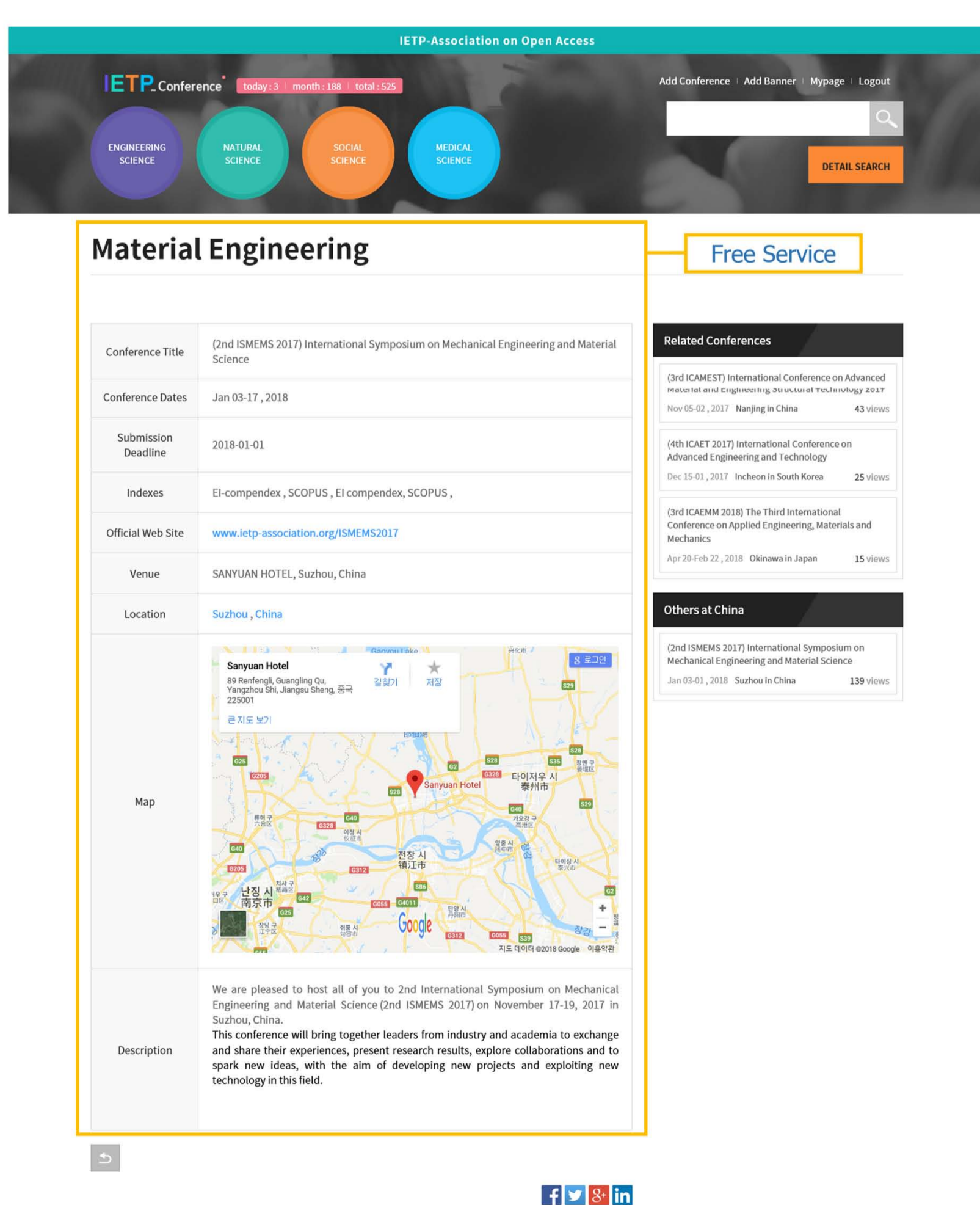
✓ Conference Logo	<input type="text"/>	←	
✓ Conference Title	<input type="text"/>		Please 'Write Information'
✓ Conference Site	<input type="text"/>		
✓ Organizer Name	<input type="text"/>		
✓ Name of Organization	<input type="text"/>		
✓ Organizer Email	<input type="text"/>	Direct input	
✓ Study Area	<input type="checkbox"/> ENGINEERING SCIENCE <input type="checkbox"/> NATURAL SCIENCE <input type="checkbox"/> SOCIAL SCIENCE <input type="checkbox"/> MEDICAL SCIENCE	←	Please 'Select a Study Area'
✓ Conference Date	<input type="text"/>	←	Please 'Select a Date'
✓ Submission Due Date	<input type="text"/>	←	
✓ Publication	<input type="text"/>	←	
✓ Indexes	<input type="checkbox"/> EI-compindex <input type="checkbox"/> SCOPUS		
✓ Conference Location Country	<input type="text"/>		Please 'Write Information'
✓ Conference Location City	<input type="text"/>		
✓ Conference Location Venue	<input type="text"/>		
✓ Contact Email	<input type="text"/>	←	
✓ Conference Description	This is the 'Conference Description' part. Please Writes Details.		
	<input type="button" value="Complete"/> <input type="button" value="Cancel"/>	←	Please Click 'Complete'

Step 5. The conference information you have registered will be normally uploaded after approval processing of the IETP-Conference. Uploaded posts can be placed on free board at the bottom of the main homepage.

[Posted on Mainpage]



[Posted on Free Service List]



Sincerely yours, The IETP-Conference